

## Bedding Manufacturing Credit Requirements

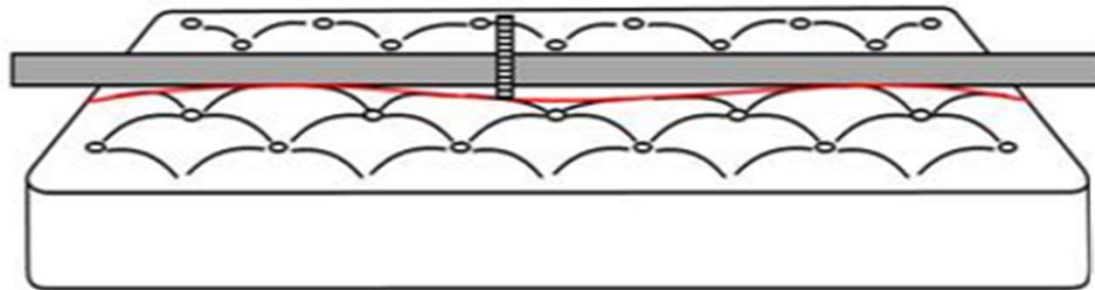
- All requests must have the correct model and serial number.
- A photo of the label with the model and serial number need to be included in each request.
- For each request, all required photos and information must be included, or the request will be sent back until all photos and information are provided.
- All units must be removed from the box within one year to enter a recovery credit.
- All stains, holes, rips, must be shown with the plastic still on the mattress for credit.
- Please refer to the following slides for credit requirements for each issue.



## Depression Measuring Requirements


The requirements for a depression credit include:

- Photos of the foundation and frame under the mattress.
- A clear photo of the label on the mattress.
- A photo of the measurement of the depression up close that shows the straight edge touching both sides of the quilt top.
- An overall photo of the mattress showing the straight edge across the mattress.
- The depression requirement is 1 ½" for credit unless the unit is all foam. For all foam mattresses, the requirement is ¾" for credit.




## Depression Measuring Requirements

Use a straight edge that covers the mattress. At the lowest point, measure the depression in between where the straight edge touches both sides of the mattress. The straight edge also needs to be shown touching both sides of the top for the measurement in the photos. Do not measure inside of the stitching. Do not press the tape measure down into the mattress for the measurement. The measurement will be taken at the bottom of the straight edge.



Measurement taken at bottom of straight edge



Do not measure inside of stitching

Do not press into top for measurement





## Height Measuring Requirements

The requirements for a height credit include a photo showing the whole unit with a straight edge across the top and a photo of the measurement being taken. The unit must be on flat surface. The tape measure must be flat on the floor and measure up to the bottom of the straight edge. **The unit must be out of the packaging for 48 hours before the measurement is taken.** The time out of the package should be noted in the email for reference.



Measurement is to be taken at bottom of straight edge.




Unit is on flat surface for measurement.  
Straight edge goes across width of mattress.  
Measurement can not be taken in corners.



## Length and Width Measuring Requirements

Ensure accurate measuring by having two people, one on each side to measure. The measurement must be on the outside edge of the binding. **The unit must be lying flat for the measurement.**



## Corner Credits for units with Coil Packs

Corner credits are approved only if the corner is crushed. The perimeter of the mattress is naturally pulled down due to flange and tape edge sewing. If the quilt top stitching hits on the corner, this will also appear to dip due to parts being sewn together. The dip can be up to 1 ½". This is not a manufacturing defect.

